

Scaled data based on original data using
LM-79-08 Approved Method: Electrical and Photometric Measurements of Solid-
State Lighting Products

Test Report Prepared for
Cooper Lighting Solutions
(formerly Eaton)

Brand: STREETWORKS

Report Number: P510862

Luminaire Tested: **CST-CA8-480-750-U-T5**

Issue Date: 4/6/2021

Test Information

Test Method: LM-79-08
Report Number: P510862
TEST IS SCALED FROM IESNA LM-79-08 TEST DATA (G3-2102-151-3)
Test Lab: COOPER LIGHTING SOLUTIONS
Issue Date: 4/6/2021
Manufacturer: COOPER LIGHTING SOLUTIONS (FORMERLY EATON)
Product Line: STREETWORKS
Catalog Number: CST-CA8-480-750-U-T5
Description: CELESTEON HIGH MAST LUMINAIRE
Light Source: (8) 5000K CCT, 70 CRI LEDS
Ballast/Driver: ELECTRONIC DRIVER

Summary

Lumens per Lamp: N/A
Luminaire Lumens: 74658 lumens
Efficiency: N/A
Efficacy: 155.3 lumens/watt
Luminous Opening: Circular (Dia: 2.08' x H: 0')
IES Classification: Type V - Short
BUG Rating: B5 - U0 - G5

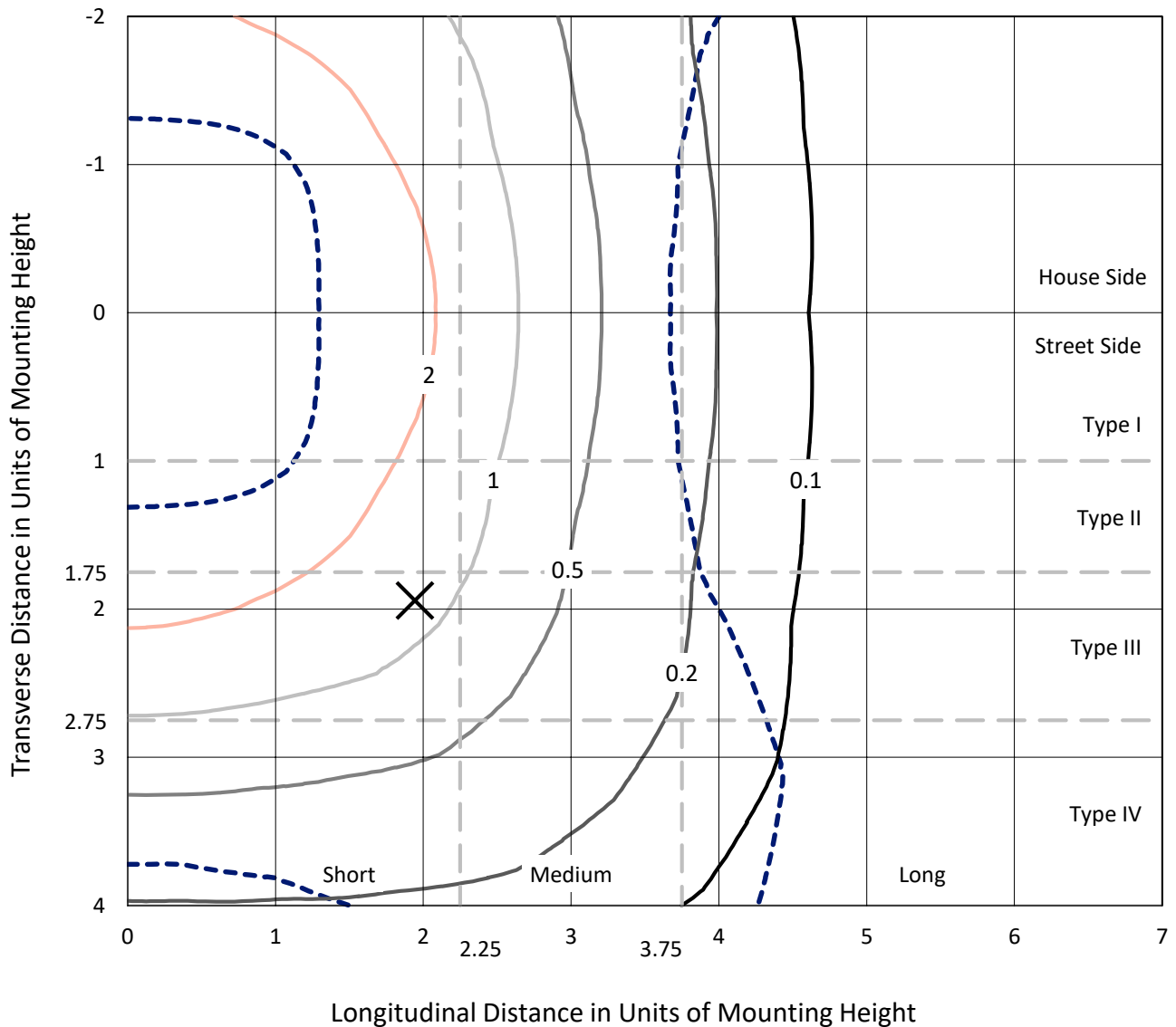
Input Watts (W): 480.8
Input Voltage (V): 120
Input Current (Ain): NR
Voltage Rise (V): NR
Power Factor: NR
Total Harmonic Distortion (THDi): NR
Frequency (hertz): 60
Stabilization Time: NR
Operation Time: NR
Ambient Temperature (°C): NR
Test Distance: 24 FT



REPORT NUMBER: P510862
 CATALOG NUMBER: CST-CA8-480-750-U-T5

Iso-Footcandle Lines of Horizontal Illumination

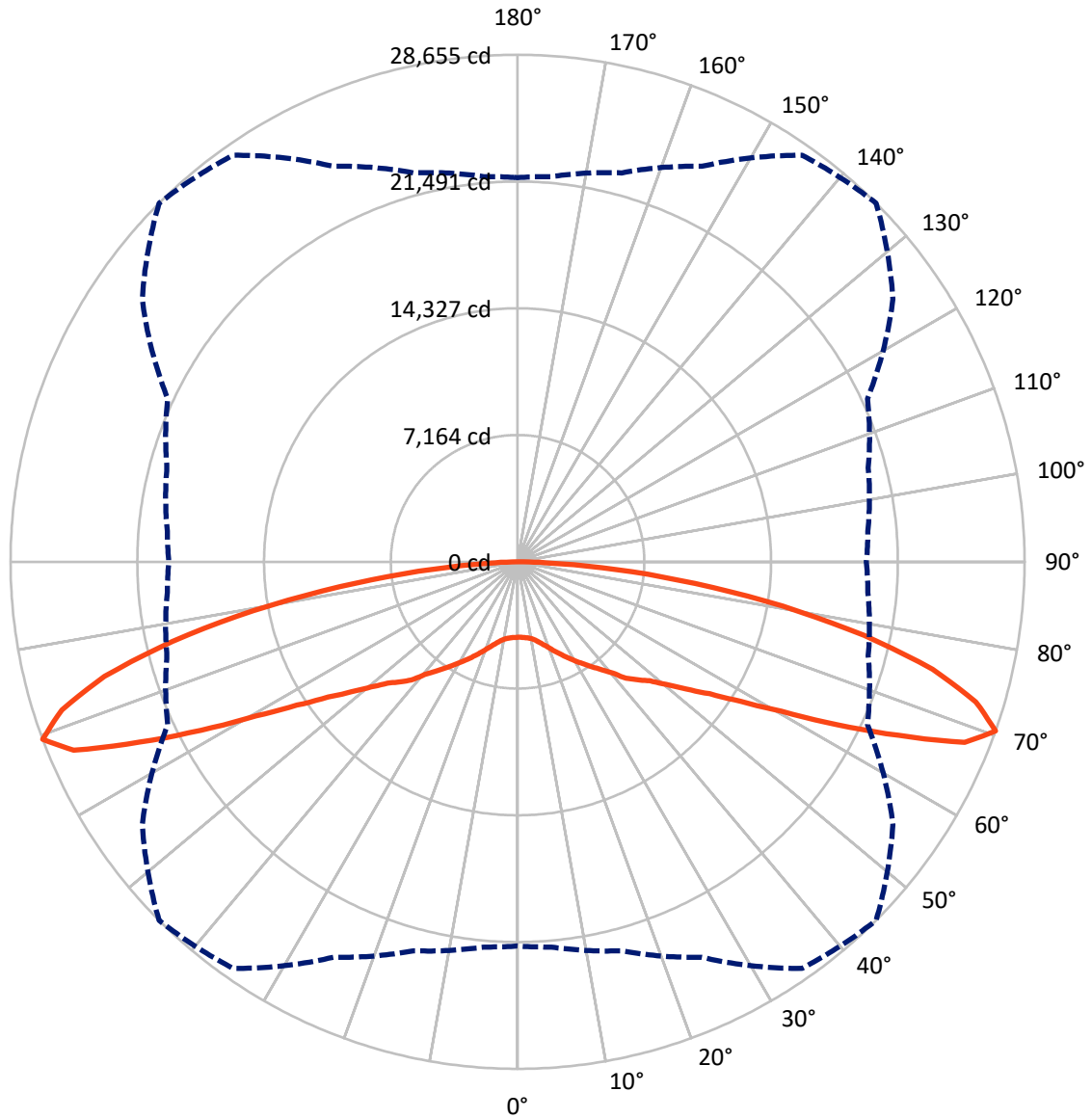
× Max cd
 - - - 1/2 Max cd



Based on 30 foot mounting height. Maximum calculated value = 4.8 fc
 Type V - Short - N/A

REPORT NUMBER: P510862
CATALOG NUMBER: CST-CA8-480-750-U-T5

Luminous Intensity Polar Plot



— Vertical Plane Through 45-Deg Lateral - - - Horizontal Cone Through 70-Deg Vertical

REPORT NUMBER: P510862
 CATALOG NUMBER: CST-CA8-480-750-U-T5

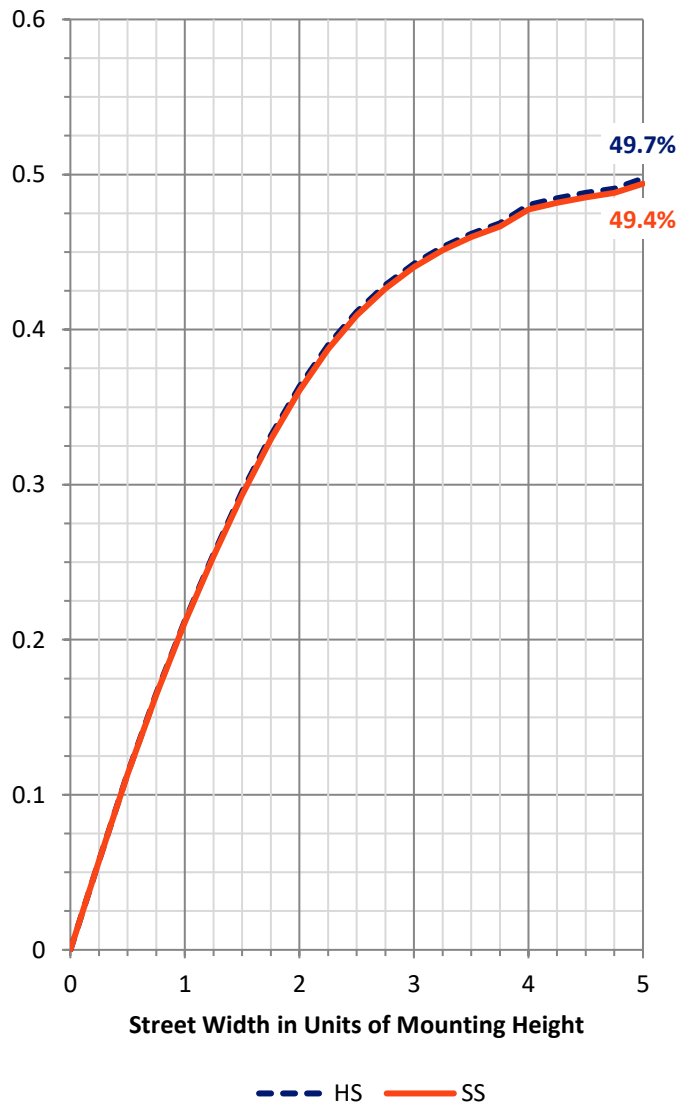
FLUX DISTRIBUTION:

		Downward	Upward	Total
House Side	Lumens	37329.0	0.0	37329.0
	% Fixture	50.0	0.0	50.0
Street Side	Lumens	37329.0	0.0	37329.0
	% Fixture	50.0	0.0	50.0
Total	Lumens	74658.0	0.0	74658.0
	% Fixture	100.0	0.0	100.0

ZONAL LUMENS:

Zone	Lumens	% Fixture
0°-10°	414.8	0.6
10°-20°	1350.7	1.8
20°-30°	2673.9	3.6
30°-40°	4625.7	6.2
40°-50°	7696.5	10.3
50°-60°	13423.9	18.0
60°-70°	22222.6	29.8
70°-80°	18624.3	24.9
80°-90°	3625.5	4.9
90°-100°	0.0	0.0
100°-110°	0.0	0.0
110°-120°	0.0	0.0
120°-130°	0.0	0.0
130°-140°	0.0	0.0
140°-150°	0.0	0.0
150°-160°	0.0	0.0
160°-170°	0.0	0.0
170°-180°	0.0	0.0
0°-90°	74658.0	100.0
0°-180°	74658.0	100.0

Coefficient of Utilization

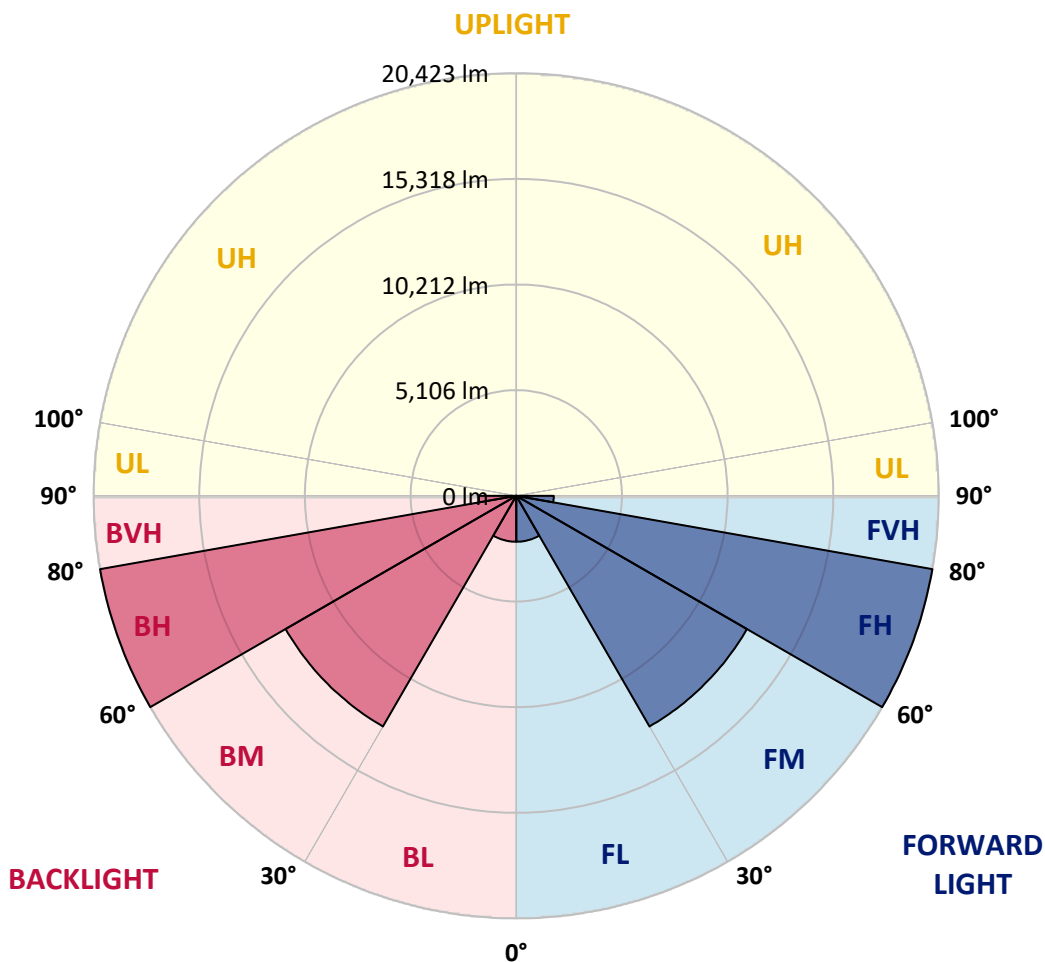


REPORT NUMBER: P510862
 CATALOG NUMBER: CST-CA8-480-750-U-T5

LUMINAIRE CLASSIFICATION SYSTEM LUMEN TABLE AND BUG RATING:

Zone	Lumens	% Fixture	Zone Rating/Lumen Limit		
			B	U	G
FL (0°-30°)	2219.7	3.0			
FM (30°-60°)	12873.0	17.2			
FH (60°-80°)	20423.5	27.4			G5
FVH (80°-90°)	1812.8	2.4			G5
BL (0°-30°)	2219.7	3.0	B3/2500		
BM (30°-60°)	12873.0	17.2	B5		
BH (60°-80°)	20423.5	27.4	B5		G5
BVH (80°-90°)	1812.8	2.4			G5
UL (90°-100°)	0.0	0.0		U0/0	
UH (100°-180°)	0.0	0.0		U0/0	

BUG Rating: B5-U0-G5
 Type V Short





REPORT NUMBER: P510862

CATALOG NUMBER: CST-CA8-480-750-U-T5

CANDELA DISTRIBUTION (FULL):

	0°	5°	15°	25°	35°	45°	55°	65°	75°	85°	90°
0°	4266.9	4266.9	4266.9	4266.9	4266.9	4266.9	4266.9	4266.9	4266.9	4266.9	4266.9
2.5°	4293.6	4280.2	4275.8	4271.4	4274.3	4272.9	4280.2	4283.2	4286.2	4299.5	4292.1
5°	4320.2	4309.8	4308.3	4302.4	4300.9	4300.9	4311.3	4312.8	4314.3	4323.1	4314.3
7.5°	4369.0	4358.6	4355.7	4352.7	4351.2	4345.3	4352.7	4349.7	4352.7	4357.1	4346.8
10°	4445.8	4434.0	4431.1	4423.7	4428.1	4419.2	4425.1	4417.7	4404.4	4407.4	4392.6
12.5°	4550.8	4540.5	4544.9	4543.4	4561.2	4556.7	4544.9	4530.1	4507.9	4493.2	4476.9
15°	4706.1	4689.8	4701.6	4713.4	4731.2	4738.6	4729.7	4689.8	4657.3	4633.6	4620.3
17.5°	4895.3	4868.7	4892.3	4916.0	4954.4	4961.8	4929.3	4880.5	4845.0	4834.7	4812.5
20°	5115.6	5111.2	5112.6	5151.1	5210.2	5220.6	5177.7	5120.0	5084.6	5086.0	5060.9
22.5°	5381.7	5358.1	5365.5	5403.9	5488.2	5516.3	5445.3	5381.7	5359.6	5365.5	5362.5
25°	5686.3	5664.1	5653.8	5671.5	5780.9	5829.7	5761.7	5687.8	5677.4	5690.7	5670.0
27.5°	6020.4	5999.7	5987.9	5996.8	6082.5	6174.2	6098.8	6036.7	6035.2	6054.4	6042.6
30°	6400.4	6369.4	6356.1	6366.4	6425.5	6514.3	6453.6	6416.7	6447.7	6461.0	6456.6
32.5°	6784.8	6770.0	6765.6	6762.6	6835.1	6885.4	6855.8	6863.2	6888.3	6948.9	6929.7
35°	7222.5	7179.6	7191.4	7200.3	7294.9	7299.3	7302.3	7315.6	7382.1	7467.9	7417.6
37.5°	7677.8	7667.5	7674.9	7649.7	7719.2	7747.3	7788.7	7833.1	7938.0	8037.1	8016.4
40°	8241.1	8221.9	8229.3	8199.7	8233.7	8255.9	8340.2	8436.3	8570.8	8677.3	8628.5
42.5°	8987.8	8939.0	8939.0	8947.9	9018.8	8995.2	9175.6	9202.2	9369.2	9459.4	9431.3
45°	9866.0	9848.3	9755.1	9598.4	9509.7	9508.2	9653.1	9869.0	10145.4	10333.2	10331.7
47.5°	10982.3	10927.6	10704.3	10327.3	10102.6	10047.9	10200.1	10620.0	11128.6	11421.4	11417.0
50°	12446.0	12376.5	12037.9	11452.4	11014.8	10880.3	11124.2	11668.3	12352.8	12743.2	12775.7
52.5°	14084.2	14090.1	13707.1	12821.5	12173.9	11931.5	12190.2	12967.9	13821.0	14356.2	14419.8
55°	15987.0	15941.2	15578.9	14575.0	13683.5	13163.1	13554.9	14585.4	15565.6	15973.7	16086.0
57.5°	17968.2	17789.3	17511.3	16572.5	15530.1	14864.8	15335.0	16343.3	17282.1	17802.6	17784.8
60°	19724.6	19606.3	19446.7	18698.5	17898.7	17138.7	17501.0	18354.1	19158.4	19473.3	19486.6
62.5°	21643.7	21544.7	21401.2	20991.7	20551.1	20268.7	19940.5	20335.2	20963.6	21308.1	21420.5
65°	23527.3	23491.8	23574.6	23512.5	23698.8	23657.4	22870.9	22622.5	22632.8	22535.2	22485.0
67.5°	23416.4	23403.1	23891.0	24863.9	26720.9	27247.2	25229.1	22981.8	21969.0	21711.7	21674.8
70°	21708.8	21852.2	22755.5	24659.8	28048.6	28654.7	25891.4	21812.3	20517.1	19872.5	19712.8
72.5°	18423.5	18704.5	20089.8	22894.5	26945.6	27084.6	24226.6	20052.9	18145.6	17376.8	17262.9
75°	14215.7	14251.2	15669.1	19233.8	24047.8	24222.2	21611.2	16819.4	14943.2	13986.6	13957.0
77.5°	8658.1	9162.2	11230.7	14421.3	19117.0	20024.8	18074.6	13396.7	11165.6	10318.4	9845.3
80°	4247.7	4478.4	5968.7	9117.9	13664.3	15185.6	13412.9	9265.7	6886.8	5812.0	5693.7
82.5°	1933.9	2056.6	2823.9	4766.7	8245.6	10130.7	8278.1	5306.3	3677.0	2875.7	2849.1
85°	751.1	746.6	1142.9	2000.4	3947.6	5609.4	4191.5	2531.2	1682.5	1250.8	1179.8
87.5°	218.8	233.6	335.6	656.5	1169.5	1576.1	1292.2	875.3	517.5	332.7	306.0
90°	0.0	0.0	0.0	0.0	0.0	0.0	0.0	0.0	0.0	0.0	0.0

(END OF REPORT)